

## Transducer-Class<sup>®</sup> Strain Gages

GAGE PATTERN <small>Actual size shown. Enlarged when necessary for definition.</small>		GAGE DESIGNATION	RES. IN OHMS	STANDARD CREEP CODE
DIMENSIONS	<div>inch</div> <div>millimeter</div>			

				Full-bridge pattern for use on 0.375 in (9.6mm) diameter diaphragm.		
GAGE LENGTH	OVERALL LENGTH	GRID WIDTH	OVERALL WIDTH	N2A-XX-S094N-350 N2K-XX-S097N-10C/DP N2K-XX-S095N-35C/DP TK-XX-S097N-10C/DP TK-XX-S095N-35C/DP	350 ± 0.3% 1000 ± 0.3% 3500 ± 0.3% 1000 ± 0.3% 3500 ± 0.3%	N* N* N* N* N*
0.030	0.355	0.100	0.100			
0.76	9.10	2.56	2.56			
MATRIX SIZE	0.42 L x 0.16 W		10.8 L x 4.1 W			

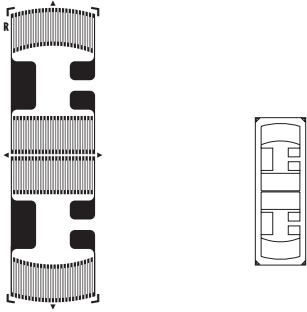
				Full-bridge pattern for use on 0.5 in (12.7mm) diameter diaphragm.		
GAGE LENGTH	OVERALL LENGTH	GRID WIDTH	OVERALL WIDTH	EA-XX-S084N-350 N2A-XX-S084N-350 N2A-XX-S147N-10C N2K-XX-S092N-350/DP N2K-XX-S171N-10C/DP N2K-XX-S093N-35C/DP TK-XX-S092N-350/DP TK-XX-S171N-10C/DP TK-XX-S093N-35C/DP	350 ± 0.3% 350 ± 0.3% 1000 ± 0.3% 350 ± 0.3% 1000 ± 0.3% 3500 ± 0.3% 350 ± 0.3% 1000 ± 0.3% 3500 ± 0.3%	N* N* N* N* N* N* N* N*
0.040	0.470	0.100	0.100			
1.02	11.94	2.54	2.54			
MATRIX SIZE	0.54 L x 0.16 W		13.7 L x 4.1 W			

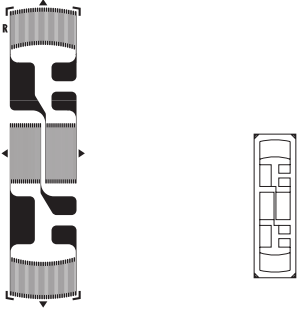
\*Only creep code available for this gage type.



## Transducer-Class® Strain Gages

GAGE PATTERN <small>Actual size shown. Enlarged when necessary for definition.</small>		GAGE DESIGNATION	RES. IN OHMS	STANDARD CREEP CODE
DIMENSIONS	<div>inch</div> <div>millimeter</div>			

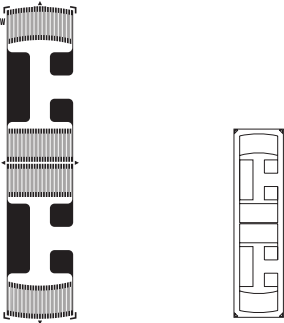
				Full-bridge pattern for use on 0.75 in (19.1mm) diameter diaphragm.		
GAGE LENGTH	OVERALL LENGTH	GRID WIDTH	OVERALL WIDTH			
0.070	0.700	0.200	0.200			
1.78	17.78	5.08	5.08			
MATRIX SIZE	0.76 L x 0.26 W		19.3 L x 6.6 W	EA-XX-S079R-350 N2A-XX-S079R-350	350 ± 0.3% 350 ± 0.3%	R* R*

				Modified S079R. †Inner gage length 0.125 in (3.18mm) ‡Inner gage width 0.075 in (1.905mm)		
GAGE LENGTH	OVERALL LENGTH	GRID WIDTH	OVERALL WIDTH			
0.070†	0.700	0.160‡	0.160			
1.78	17.78	4.06	4.06			
MATRIX SIZE	0.76 L x 0.22 W		19.3 L x 5.6 W	N2A-XX-S208R-10C	1000 ± 0.3%	R*

\*Only creep code available for this gage type.

## Transducer-Class® Strain Gages

GAGE PATTERN <small>Actual size shown. Enlarged when necessary for definition.</small>		GAGE DESIGNATION	RES. IN OHMS	STANDARD CREEP CODE
DIMENSIONS	<div>inch</div> <div>millimeter</div>			

				Full-bridge pattern for use on 1.0 in (25.4mm) diameter diaphragm.		
GAGE LENGTH	OVERALL LENGTH	GRID WIDTH	OVERALL WIDTH			
0.070	0.940	0.200	0.200			
1.78	23.88	5.08	5.08			
MATRIX SIZE	0.99 L x 0.26 W	25.2 L x 6.6 W		N2A-XX-S062W-350	350 ± 0.3%	W*

\*Only creep code available for this gage type.